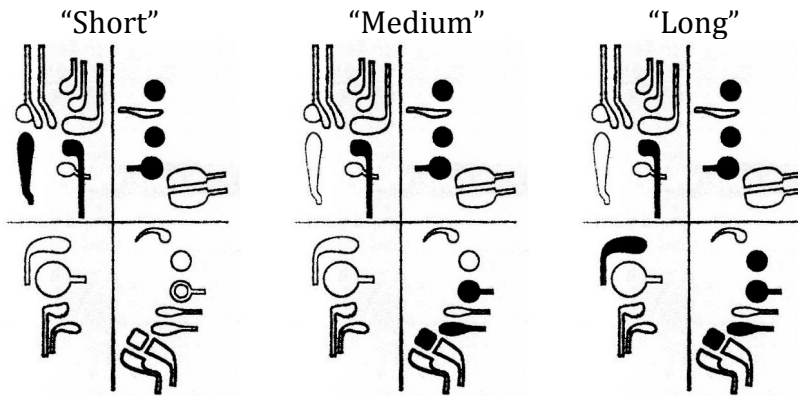
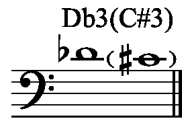


MUSIC AND THE BASSOON

Unit 33

New Note:



Warm-up on the C Major arpeggio.

1. C Major Arpeggio


Jensen



2. Etude

♩ = 60

Jensen



Try all three fingerings for C#3. Listen for which fingering best matches the pitch and timbre of the notes around it. Knowing all three fingerings and their characteristics allows you to choose the best one for each context.

3. Switch It Up!

Jensen

Practice flicking the D3's on the leaps below (as well as B3's and A2's). Both long and full C#3 fingerings slur from C#2 more easily than the short fingering.

4. Easy Does It

Jensen

Memorize the D Major scale. Make sure you are articulating with the tip of your tongue on the tip of the bottom blade of the reed. Connect all the sixteenth notes by tonguing gently and maintaining a constant air flow: "Doo - doo - doo - doo".

5. D Major Scale

Jensen

♩ = 60

6. Dance

Melchior Franck

Fine

D.C. al Fine

7. Chester

William Billings

8. Duet

Joseph Kuffner

Allegro

Student

Teacher